

How to Sign Up

To receive a one-month **trial activation code**, it is first required to sign up at: <https://koamtacon.com/kdc8-software-decoder/>.



Sign up by entering the required information below.

Sign Up

All fields are mandatory, except site URL.
KDC Mobile Data Management Suite can be used after signing up as a member and after sending an administrator-approved email.

KDC8 Software Decoder

*User ID

ID DUPLICATION CHECK

How to Get an Activation Code

After completing sign-up, the next screen will automatically appear. When you press the "CHECK OUT" button, a one-month trial activation code will be sent to your registered email address.

Payment

KDC8 Software Decoder

Unit Price

\$0.0 / TRIAL(One Month)

Quantity

1

Total

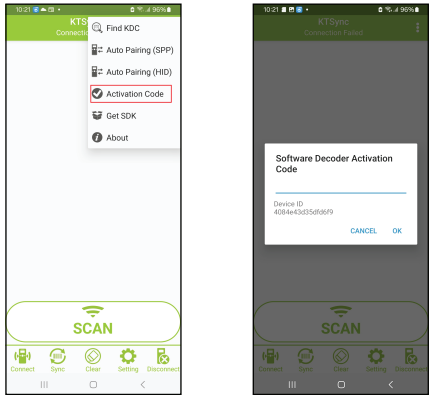
\$0.00

CHECK OUT

* We'll automatically bill you, hassle-free.

How to Activate Code

Download and install **KTSync** from the Play Store or Apple App Store. Then, activate the KDC8 by entering the activation code in the **KTSync Activation Code** menu.



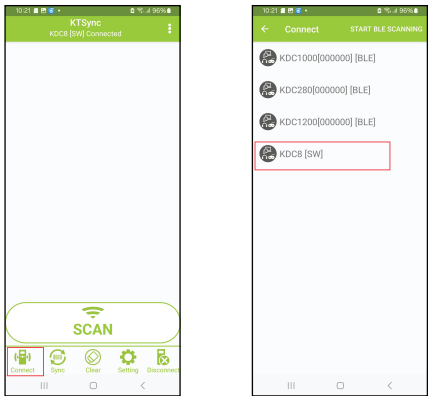
KDC8 Software Decoder Mini Guide



* All pictures shown are for illustration purpose only.
Actual product may vary.


How to Connect KDC8

Once the KDC8 is successfully activated, go to the "Connect" menu and select "KDC8[SW]" to establish a connection.



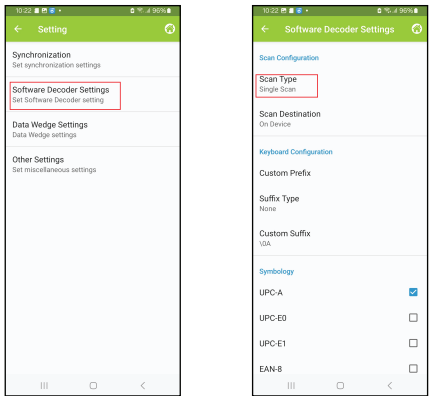
How to Scan Barcodes

Once the KDC8 is connected, aim at the barcode and press the "SCAN" button.



How to Set Scan Type

Choose a **Scan Type** (Single, Continuous, Preview & Select, Batch, or Multi Scan) in the **Setting** menu of KTSync.



More KDC8
Information



Download on
the Play Store



Download on
the App Store



100 Village Blvd Ste 300 Princeton, NJ 08540
+1 609-256-4700 p | +1 609-228-4373 f
info@koamtac.com | www.koamtac.com

